

Start-Up Guide

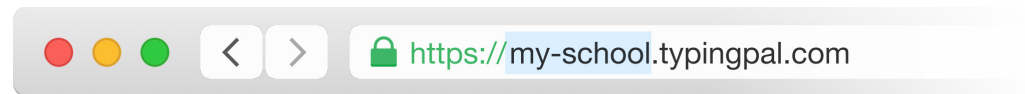
Typing Pal overview for teachers



LOGGING IN

Easy home or school access

Use your school's Custom URL (e.g. <https://my-school.typingpal.com>). You and your students can then go directly to Typing Pal from your school's login page. [See User Guide.](#) [↗](#)




From the login page, enter your credentials using your Typing Pal, Google, Microsoft, or Clever account. [See User Guide.](#) [↗](#)

A screenshot of the Typing Pal login page. It is divided into two main sections. The left section, titled "Log in with a Typing Pal account", contains a "Username" input field, a "Password" input field, a green "Log in" button, and a "Remember me" checkbox. Below these is a link that says "Forgot your password?". The right section, titled "Or log in with another account", lists three options: "Log in with Google" (with the Google logo), "Log in with Microsoft" (with the Microsoft logo), and "Log in with Clever" (with the Clever logo).


Three ways to create an account



Self-registration


Your students can easily create their own Typing Pal accounts using the school's subscription code. [See User Guide.](#) 

Manual addition

Has an extra student joined your class during the year? Quickly add the new student by manually filling out an online form. [See User Guide.](#) 



Account Creation by Import

Ask your administrator to create all the Typing Pal student accounts for your school by importing an Excel or CSV file. [See User Guide.](#) 

AGE GROUPS

For all grade levels



Ages 6 to 11



Ages 12 to 16



Ages 17 and over

The working environment in Typing Pal is visually appropriate for all ages. However, you have the option to specify the age group of your students so that the content they see is tailored accordingly.

ICONS AND ACTIVITY

A different icon for each activity type



jf
Exercise 1



Words 2
Review



The Arctic Fow



Test 2
Review

Exercise

The exercises gradually introduce new keys.

Words

This type of activity uses words composed solely of letters already practiced in the exercises.

Texts

TypingPal texts include words and complete sentences. Their themes and levels of difficulty are adapted to the students' age.

Tests at the end of each step

The tests recap all the keys introduced in the step just completed.



ing
Drill 2

Drills

In these activities, students type some of the most common character sequences in English multiple times.

Activity statuses



Activity completed perfectly
(objectives achieved, no errors)



Activity completed successfully
(objectives achieved)


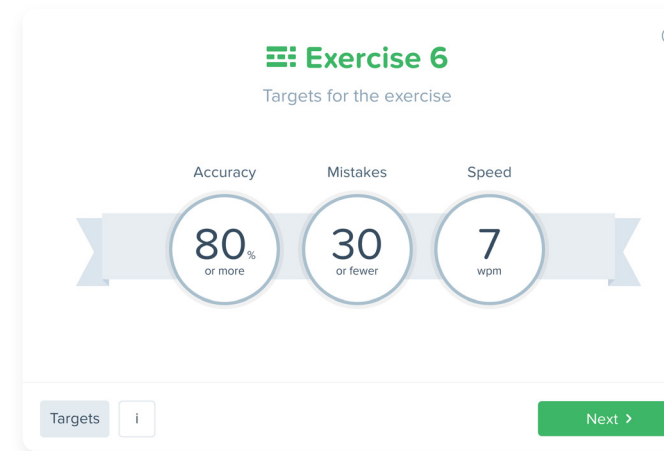


Activity to be completed

EXERCISES AND TESTS


Introducing targets and characters

At the beginning of an exercise or test, Typing Pal indicates the targets for accuracy, errors, and typing speed.



New characters and the fingers used for each one are also introduced. This allows your students to familiarize themselves with the correct typing technique.

Students can then practice typing character or word sequences until they achieve the targets.




IMPROVEMENT

Tailored activities

Thanks to its algorithm, Typing Pal offers each student personalized improvement activities targeting the characters or fingers that need more practice. Your students can choose to work on their speed, accuracy, or both, by typing letter sequences designed especially for them.

Improvement

Improve my **accuracy**




Improve least
accurate **characters**



Improve least
accurate **fingers**

Improve my **speed**




Improve slowest
characters

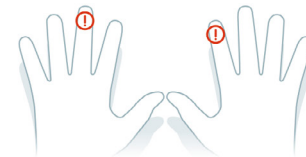


Improve slowest
fingers

Improve **both**



Improve weakest
characters



Improve weakest
fingers

BADGES

Collect them all!

Encourage your students to collect badges. They will receive a badge when they complete different Typing Pal challenges.

Progress badges

Progress badges encourage the students to complete all the activities.




Performance badges

Performance badges encourage the students to excel to the highest levels of keyboard mastery.



Mystery badges

The 10 mystery badges encourage the students to explore Typing Pal and try out all of its features.



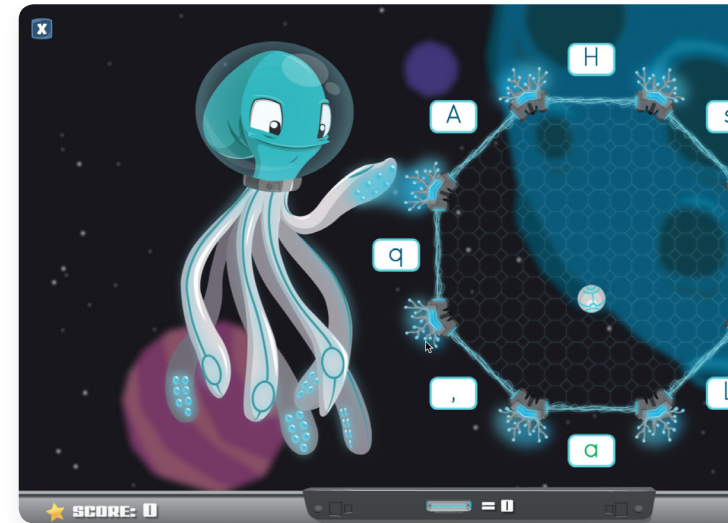
GAMES

Stimulating educational games

Playing is a great way to learn! Typing Pal's games offer your students playful and varied learning activities to improve their typing skills by targeting different areas of the keyboard.

Cosmik Ball

Students help the space octopus by typing individual characters, forming a protective shield around a dangerous cosmic ball.



Monkeys in Jeopardy

Your students will have fun typing the correct characters to save the monkeys threatened by the storm.

RESULTS AND STATISTICS

Advanced statistical reports

Exporting detailed statistics

Export detailed statistical reports on your students' performance in order to evaluate them.

[See User Guide.](#)

School: Maple Ridge School

Summary Teachers Groups Students Activities **Statistics** Import

Statistics

Display in **words per minute** (Edit)

From **2018/06/21** to **2019/06/21** for **all groups (10/10)**

Averages based on **all results** from each selected activity:

☒ Exercises (61/91) ☒ Tests (13/13) ☒ Tests

Export Apply default values

Student Log **Hide settings**

Show **all results** for each activity in the following categories:

☒ Exercises ☒ Tests ☒ Tests

Average accuracy: 99 % — Average speed: 85 wpm — Total time: 00:04:06

Activity	Description	Time	Characters	Accuracy	Mistakes	Speed (wpm)	Date
 Ferrets		00:14 min	64	98%	1	54	2017/09/19 03:54:52 PM
 Dolphins and S...		00:12 min	54	100%	0	82	2017/09/19 03:54:25 PM
 Dolphins and S...		00:17 min	54	98%	1	38	2017/09/19 03:52:35 PM
 The Arctic Fox		00:12 min	56	100%	0	55	2017/09/19 03:49:54 PM
 The Rat		00:09 min	48	100%	0	65	2017/09/19 03:49:07 PM
 Crocodiles		00:06 min	38	100%	0	81	2017/09/19 03:48:55 PM
 The Parrot and t...		00:09 min	48	100%	0	62	2017/09/19 03:48:45 PM
 The Giraffe		00:10 min	53	100%	0	64	2017/09/19 03:48:32 PM

Student activity log

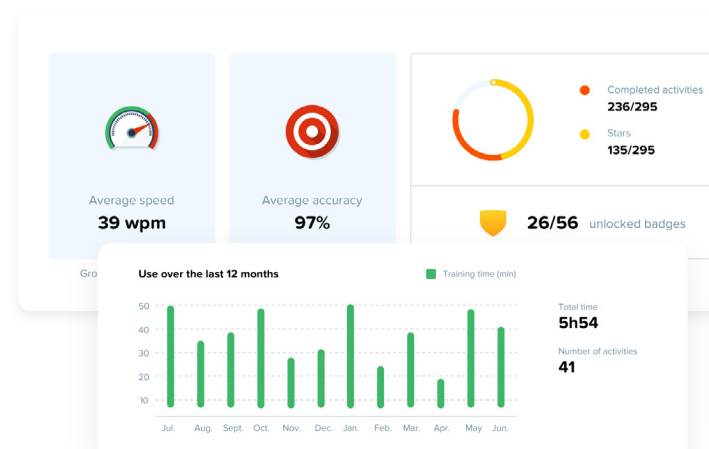
Access video replays to diagnose a student's difficulties or to understand an unusual result.

[See User Guide.](#)

Reports for parents

Generate a summary report of your students' performance that can be sent to their parents.

[See User Guide.](#)




PERSONALIZING THE PROGRAM

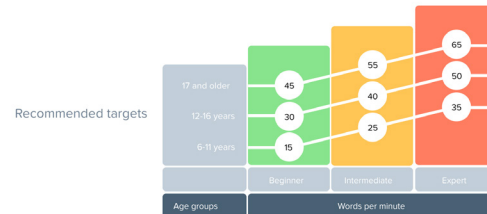
Personalized training adapted to students' needs

Targets

Unit of speed measurement

Speed Target  15 words per minute

The speed target indicates how fast you should be typing **at the end of your training**. However, in the exercises and tests (except the final test), Typing Pal will adjust the speed target according to difficulty and how far you have progressed.



Adapted targets

Choose the most appropriate speed targets for your group based on their age or training program.

Personalized texts

Add texts that you or your students have written to the existing text collection in Typing Pal. [See User Guide.](#)

Activities **Elm Valley School** Exercises and tests

Collections of texts **Add**

The school's collections

- New collection
- Default collections
 - Collection of easy texts
 - Collection of intermediate texts
 - Collection of difficult texts

Collection **New collection** Actions

Section 1 - **Frequent Words (4 to 5 Words)** Actions

- Useful Words 1
- Useful Words 2
- Useful Words 3
- Useful Words 4
- Useful Words 5
- Useful Words 6
- Useful Words 7
- Useful Words 8
- Useful Words 9
- Useful Words 10
- Useful Words 11
- Useful Words 12

Section 2 - **Frequent Words (8 to 10 Words)** Actions

- Useful Words 13

Questions or comments?



Consult the **User Guide** to discover all of Typing Pal's advanced features.



If you can't find the answer to your problem, contact our expert technicians using the **form**.



Share your comments or suggestions for improvements by emailing suggestions@typingpal.com.